


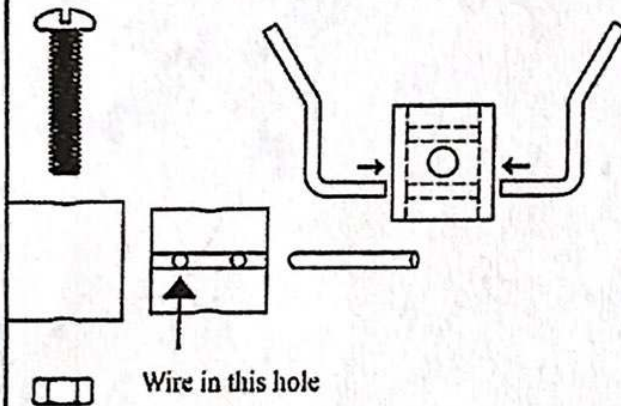
Installing of Wire



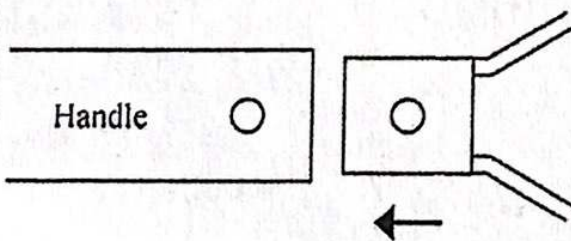
1. Remove screw + nut.

2. Pull plug out.

3. Cut tie wrap.



4. Insert wire ends into plug hole where arrow shows.



5. Insert plug into handle.

6. Insert screw and nut.

7. Enjoy your new tool!